

Dimensions in mm

Similar picture

### Properties

Backplate, short





in R-technology made of polyamide, solid colour, high-gloss surface, and for handle diameter 20 mm





Backplate substructure made of synthetic material-stainless steel composite, can be used for left and right-hand opening doors. Concealed, non-loosening screwed joint with M4 screw and sleeve combination as well as the pivot disappearing into the door leaf.


Backplate cap 46 x 168 mm, 10.5 mm high, flat, 1.5 mm wall thickness.

supplied incl. screws

### Colours / Surfaces

	99 (pure white)
	98 (signal white)
	97 (light grey)
	95 (stone grey)

	92 (anthracite grey)
	90 (jet black)
	50 (steel blue)
	33 (ruby red)

	18 (mustard yellow)
---	---------------------