

Dimensions in mm

Properties




L-shaped support rail, System 900

- Rails arranged vertically and horizontally, joined at right-angles with mounting roses
- Version right
- horizontal length 500 mm, vertical length 750 mm, 88 mm depth
- rail diameter 32 mm, Tube thickness 2 mm, Rosette diameter 70 mm
- Made from high-quality stainless steel, powder-coated in HEWI colours DX (deep matt white), DC (matt black) and SC (matt dark grey pearl mica)
- Including non-corrosive and tested HEWI fixing material for wall mounting and sealing tape to seal the drilling points
- tested up to 200 kg when used with HEWI fixing material
- Recommended maximum weight of the user: 150 kg
- fulfils the requirements of ÖNORM B1600/1601

Awards



Colours / Surfaces

	SC (matt dark grey pearl mica)
	DX (matt white)
	DC (matt black)