

Properties





Backrest rail, System 900

- backrest with fixing rails with roses on both sides
- serves as back support for toilet users
- for wall mounting
- 330 mm high and 150 mm deep, backrest 350 mm wide, rail diameter 32 mm, tube thickness 2 mm
- Centre distance adjustable from 478 to 578 mm on site
- Black plastic backrest
- connection made of high-quality stainless steel, PVD coated surface
- including non-corrosive and tested HEWI fixing material
- fulfils the DIN 18040 and ÖNORM B1600/1601 requirements.
- fulfils the requirements of BS standard BS 8300:2009 (+A1:2010)/Doc M

Awards



Colours / Surfaces

	WR (brushed nickel)
	LP (brushed brass)
	EC (glossy black chrome)
	CK (shiny brass)