

### Properties




Rail with shower head holder, System 900

- vertical rail with supports perpendicular to the wall, Fixing rosettes and magnetic shower holder
- Centre-to-centre 900 mm, 88 mm depth
- rail diameter 32 mm, tube thickness 2 mm, rose diameter 70 mm
- made of high-quality stainless steel, powder-coated in HEWI colour CV (deep matt black), ER (deep matt dark grey pearl mica) and VH (deep matt white), each with the same colour, powder-coated shower holder made of high-quality stainless steel
- suitable for shower heads of various manufacturers
- simple and intuitive one-hand operation
- Shower holder is infinitely adjustable, automatically fixed in place by magnets
- wear-free clamping mechanism
- conical holder on the shower holder can be adjusted to any angle
- including non-corrosive and tested HEWI fixing material for wall mounting and sealing tape to seal the drilling points

### Awards



### Colours / Surfaces

-  VH (matt white  
-light grey matt (97))
-  ER (dk grey  
-black matt)
-  CV (black deep matt  
-black matt (90))