

Similar picture

Dimensions in mm

### Properties

Hinged support rail, rotatable of the 801 series

- with integrated flush release, model E and armpad
- Two parallel rails, arranged on top of each other, bars joined together by a connecting arch
- is used for holding and supporting - with continuous, corrosion resistant steel core and wall plate made of polyamide with integrated steel core
- Can be folded upwards and, folded downwards with braking mechanism, in raised position can be turned to left or right towards the wall
- Button with blue ring is used to activate the toilet flush
- spiral cable with bare wire ends for wall connection
- Includes white cover for flush-mounted box
- Control voltage max. 30 V = SELV, PELV, switching current up to max. 2 A
- Suitable for all standard concealed cisterns with electrical control
- Mounting on the wall with wall-specific HEWI mounting material (to be ordered separately)

Sealing tape for sealing the fixing points is included in the delivery

- Concealed mounting
- tested up to 150 kg when used with HEWI fixing material
- Recommended maximum weight of the user: 150 kg
- Projection 850 mm , Height 259 mm and width 78 mm , Rail 33 mm in diameter
- Arm pad made of black PU integral foam, length 295 mm
- made of high-gloss polyamide in all HEWI colours
- Toilet roll holder 801.50.011 and floor supports 950.50.021XA and 950.50.023XA retrofittable
- is produced in accordance with CE and UKCA Regulation (EU) 2017/745 on medical devices
- Fulfils the DIN 18040 requirements, ÖNORM B1600/1601 and SIA 500













### Awards



### Certificates



**Colours / Surfaces**

	99 (pure white)		92 (anthracite grey)		55 (aqua blue)
	98 (signal white)		90 (jet black)		50 (steel blue)
	97 (light grey)		86 (sand)		33 (ruby red)
	95 (stone grey)		84 (umber)		18 (mustard yellow)