

Similar picture

Dimensions in mm

Properties

Rose





in R-technology made of polyamide, solid colour, high-gloss surface, and for handle diameter 23 mm





Rose substructure made of synthetic material-stainless steel composite, can be used for left and right-hand opening doors. Concealed, non-loosening screwed joint with M4 screw and sleeve combination as well as the pivot disappearing into the door leaf.


Rose cap oval, made of stainless steel (1.4301), 32 x 72 mm, 12 mm high, flat, 1.5 mm wall thickness.

Supplied without screws

Colours / Surfaces

	99 (pure white)
	98 (signal white)
	97 (light grey)
	95 (stone grey)

	92 (anthracite grey)
	90 (jet black)
	50 (steel blue)
	33 (ruby red)

	18 (mustard yellow)
---	---------------------