

Dimensions in mm

Similar picture

### Properties

Escutcheon





long stems, made of polyamide, solid colour, high-gloss surface





Synthetic material rose substructure, can be used for left and right-hand. Concealed, non-loosening screwed joint with 5 mm Spax screws and the support/expansion pivot disappearing into the door leaf.


Rose cap round, diameter 55 mm, 10.5 mm high, flat, 1.5 mm wall thickness.

Supplied without screws

### Colours / Surfaces

	99 (pure white)
	98 (signal white)
	97 (light grey)
	95 (stone grey)

	92 (anthracite grey)
	90 (jet black)
	50 (steel blue)
	33 (ruby red)

	18 (mustard yellow)
---	---------------------