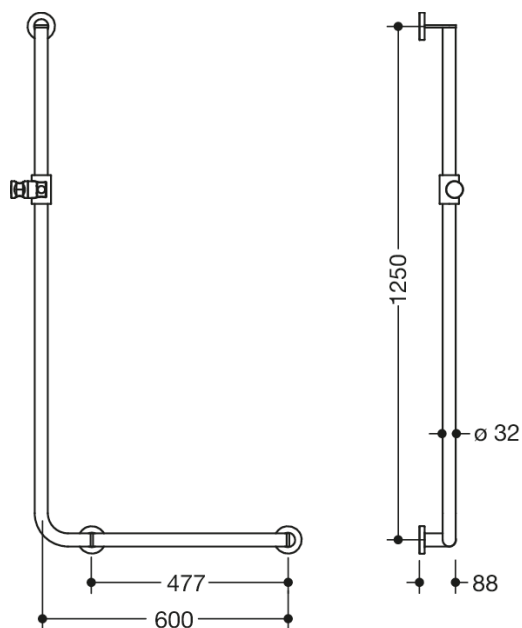




Similar picture



Dimensions in mm

Properties



L-shaped support rail with shower head holder, System 900

- right-hand version
- Rails arranged vertically and horizontally, Rods connected at right angles with fixing rosettes and shower holder
- horizontal length 600 mm, vertical length 1250 mm, 88 mm depth
- rail diameter 32 mm, rose diameter 70 mm
- made of high-quality stainless steel, matt satin surface
- Shower holder made of high-quality matt polyamide in HEWI colours 98 (signal white) and 92 (anthracite grey)
- Suitable for hand showers from various manufacturers
- Shower holder can be continuously tilted and adjusted in height by pressing a large push button
- Conical adapter on shower head holder makes it easier to hook in the shower head
- for mounting on the wall with specific HEWI fixing material and roses
- including non-corrosive and tested HEWI fixing material for wall mounting and sealing tape for sealing the drilling points
- Please note when using with suspended seats: Compatibility check required.
- tested up to 200 kg when used with HEWI fixing material
- Recommended maximum weight of the user: 150 kg
- A detailed list of the possible combinations of grab rails, Angled rails and shower handrails with matching hanging seats can be found in our online catalogue in the download area of the respective product.

Awards



Colours / Surfaces

	98 (signal white)
	92 (anthracite grey)