

### Properties




Shower handrail with sliding shower holder bar, System 900, Corner mounting

- Rails arranged vertically and horizontally, Rods connected at right angles with fixing rosettes and shower holder
- with shower rail that can be moved sideways (for installation)
- Version right
- Vertical length 1250 mm, horizontal lengths (corner mounting) 765 mm and 965 mm, 87 mm depth
- Vertical rod diameter 25 mm, horizontal rail diameter 30 mm, Tube thickness 2 mm, Rosette diameter 70 mm
- Made from high-quality stainless steel, powder-coated in HEWI colours WD (deep matt white), JK (matt black) and DD (matt dark grey pearl mica)
- Shower holder made of plastic, chrome-plated
- Suitable for hand showers from various manufacturers
- Shower holder can be tilted with a catch and adjusted in height by turning the spring-loaded reset mechanism
- Conical adapter on shower head holder makes it easier to hook in the shower head
- reduced number of mounting roses due to innovative corner connection
- including non-corrosive and tested HEWI fixing material for wall mounting and sealing tape to seal the drilling points
- Please note when using with suspended seats: Compatibility check required.
- tested up to 200 kg when used with HEWI fixing material
- Recommended maximum weight of the user: 150 kg
- A detailed list of the possible combinations of grab rails, Angled rails and shower handrails with matching hanging seats can be found in our online catalogue in the download area of the respective product.

### Awards



**Colours / Surfaces**

-  WD (matt white  
- synthetic material, chrome)
-  JK (matt black  
- synthetic material, chrome)
-  DD (matt dark grey pearl mica  
- synthetic material, chrome)