

Dimensions in mm

Properties




Shower handrail with sliding shower holder bar, System 900, Corner mounting

- Rails arranged vertically and horizontally, Rods connected at right angles with fixing rosettes and shower holder
- with shower rail that can be moved sideways (for installation)
- left-hand version
- Vertical length 1250 mm, horizontal lengths (corner mounting) 765 mm and 965 mm, 88 mm depth
- rail diameter 32 mm, Tube thickness 2 mm, Rosette diameter 70 mm
- Made from high-quality stainless steel, powder-coated in HEWI colour CV (deep matt black) and ER (deep matt dark grey pearl mica) with shower head holder made of black matt polyamide or powder-coated in HEWI colour AS (deep matt white) with shower head holder made of white matt polyamide
- Suitable for hand showers from various manufacturers
- Shower holder can be continuously tilted and adjusted in height by pressing a large push button
- Conical adapter on shower head holder makes it easier to hook in the shower head
- reduced number of mounting roses due to innovative corner connection
- including non-corrosive and tested HEWI fixing material for wall mounting and sealing tape to seal the drilling points
- fulfils the requirements of ÖNORM B1600/1601
- Please note when using with suspended seats: Compatibility check required.
- tested up to 200 kg when used with HEWI fixing material
- Recommended maximum weight of the user: 150 kg
- A detailed list of the possible combinations of grab rails, Angled rails and shower handrails with matching hanging seats can be found in our online catalogue in the download area of the respective product.

Awards



Colours / Surfaces

- | | |
|---|--|
|  | ER (dk grey
-black matt) |
|  | CV (black deep matt
-black matt (90)) |
|  | AS (matt white
- matt white) |