

Dimensions in mm

Properties




Shower handrail with sliding shower holder bar, System 900, Corner mounting

- Rails arranged vertically and horizontally, Rods connected at right angles with fixing rosettes and magnetic shower head holder
- with shower rail that can be moved sideways (for installation)
- Version right
- Vertical length 1250 mm, horizontal lengths (corner mounting) 765 mm each, 88 mm depth
- rail diameter 32 mm, Tube thickness 2 mm, Rosette diameter 70 mm
- Made from high-quality stainless steel, powder-coated in HEWI colour CV (deep matt black), ER (deep matt dark grey pearl mica) and VH (deep matt white), each with the same colour, Powder-coated shower head holder made of high-quality stainless steel
- Suitable for hand showers from various manufacturers
- simple and intuitive one-hand operation
- Shower holder is infinitely adjustable, automatically fixed in place by magnets
- wear-free clamping mechanism
- conical holder on the shower holder can be adjusted to any angle
- reduced number of mounting roses due to innovative corner connection
- including non-corrosive and tested HEWI fixing material for wall mounting and sealing tape to seal the drilling points
- Please note when using with suspended seats: Compatibility check required.
- tested up to 200 kg when used with HEWI fixing material
- Recommended maximum weight of the user: 150 kg
- A detailed list of the possible combinations of grab rails, Angled rails and shower handrails with matching hanging seats can be found in our online catalogue in the download area of the respective product.

Awards



Colours / Surfaces

| | |
|---|--|
|  | VH (matt white -light grey matt (97)) |
|  | ER (dk grey -black matt) |
|  | CV (black deep matt -black matt (90)) |