

Properties




Rail with shower head holder, System 900

- vertical rail with supports perpendicular to the wall, Fixing rosettes and magnetic shower holder
- Centre-to-centre 1100 mm, 85 mm deep
- Rod diameter 25 mm, Tube thickness 1.5 mm, Rosette diameter 70 mm
- made of high quality stainless steel, powder-coated in HEWI colours VH (white deep matt), CV (deep matt black) and ER (deep matt dark grey pearl mica), each with powder-coated, magnetic shower holder
- Suitable for hand showers from various manufacturers
- simple and intuitive one-hand operation
- Shower holder is infinitely adjustable, Automatic fixation by magnets
- wear-free clamping mechanism
- conical holder on the shower holder can be adjusted to any angle
- including corrosion-free and tested HEWI fixing material for wall mounting
- Additional sealing of the drilling points possible with sealing element (included in delivery)

Awards



Colours / Surfaces

-  VH (matt white)
-light grey matt (97)
-  ER (dk grey)
-black matt
-  CV (black deep matt)
-black matt (90)