

Dimensions in mm

### Properties

#### Range LifeSystem hinged support rail Basic

- more stable, One-arm folding support handle
- Non-slip and ergonomic grip pad
- serves to hold, Supporting and straightening
- High-quality plastic surface and scratch-resistant powder coating
- maximum product rigidity increases stability and creates a secure gripping feeling for the user
- Can be folded upwards and downwards with slight cushioning
- low-maintenance, Permanently smooth-running joint, Preset ex works
- a defined stop prevents, that the folding support handle touches the wall
- Projection 600 mm , width 120 mm , Wall panel 202 mm high
- Grip pad 58 mm wide
- Aluminium cantilever, powder-coated in the HEWI colours signal white, glossy with plastic grip pad in SD (signal white), matt) and GU (anthracite, matt) or bracket anthracite, glossy with grip pad in TB (signal white, matt) and DR (anthracite, matt), with high-gloss chrome-plated design elements
- Back support 802.51.90..and height adjustment 950.50.10260 can be retrofitted - for mobile use
- Quick installation by simply attaching the folding support handle to a separately installed stainless steel mounting plate, matt polished
- concealed, Corrosion-free and tested HEWI fixing material for different wall structures (to be ordered separately)

#### Sealing tape for sealing the fixing points is included in the delivery

- tested up to 150 kg when used with HEWI fixing material
- Recommended maximum weight of the user: 150 kg
- is produced in accordance with CE and UKCA Regulation (EU) 2017/745 on medical devices
- Fulfils the DIN 18040 requirements





### Awards



### Certificates



**Colours / Surfaces**

-  TB (anthracite high gloss  
-white matt)
-  SD (white polish  
-white matt)
-  GU (white polish  
-anthrac.grey matt)
-  DR (anthracite high gloss  
-anthracite matt)