

Dimensions in mm

### Properties





System 900 Q bath towel rail

- bath towel rail in a geometric square design
- made of high-quality stainless steel, PVD coated
- 600 mm wide, 20 mm high, 70 mm deep
- for wall mounting, Concealed fastening
- including corrosion-free HEWI fixing material

### Awards



### Colours / Surfaces

	WR (brushed nickel)
	LP (brushed brass)
	EC (glossy black chrome)
	CK (shiny brass)