

Similar picture

Dimensions in mm

Properties

Range 801 Hinged support rail (rotatable)

- with floor support, to absorb vertical force
- two parallel rails running one above the other joined by a connecting bend
- for holding on to and providing support
- with continuous, corrosion resistant steel core and wall plate made of polyamide with integrated steel core
- right-hand version (seen from the view of the user), bend facing outwards
- can be folded upwards and, downwards with braked movement, and in the raised position can be turned to the left towards the wall
- floor support made-to-measure, for absorbing vertical force
- for wall mounting with wall-specific HEWI fixing material (must be ordered separately)
- sealing tape for sealing the fixing points is included in the scope of supply
- if mounted on lightweight walls, rear lining made of laminated timber boards at least 30 mm thick is required
- concealed fixing
- 850 mm projection, 259 mm high and 78 mm deep, 33 mm rail diameter
- made of high-quality polyamide according to HEWI colour chart
- toilet roll holder 801.50.011 and WC flushing mechanism (radio-controlled) 801.50.060 for retrofitting
- vertical loading capacity up to 300 kg, horizontal loading capacity in direction of additional wall support up to 100 kg
- produced in accordance with CE- and UKCA-Regulation (EU) 2017/745 on medical devices
- fulfils the DIN 18040, ÖNORM B1600/1601 and SIA 500 requirements













Awards



Certificates



Colours / Surfaces

	99 (pure white)		92 (anthracite grey)		55 (aqua blue)
	98 (signal white)		90 (jet black)		50 (steel blue)
	97 (light grey)		86 (sand)		33 (ruby red)
	95 (stone grey)		84 (umber)		18 (mustard yellow)