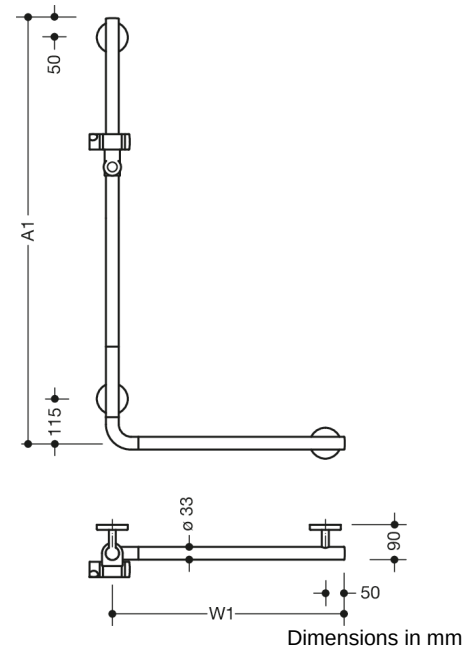




Similar picture





### Properties

L-shaped support rail with shower head holder System 800 K

- vertical and horizontal rails joined to form an L-shape, with shower head holder
- made of high-quality polyamide in HEWI colours 98 (signal white) or 99 (pure white)
- shower head holder with black gripping zone
- with continuous, corrosion resistant steel core
- vertical length made-to-measure from 600 mm to 1250 mm, horizontal length made-to-measure from 300 mm to 850 mm, 90 mm deep, rail diameter 33 mm
- wall connection with discreet supports (diameter 18 mm) perpendicular to wall and flat roses
- rose diameter 80 mm, cap height 13 mm
- shower head holder can be continuously tilted and, after pulling or pushing a large lever, its height can be adjusted
- conical adapter on shower head holder makes it easier to hook in the handheld shower head
- suitable for shower heads of various manufacturers
- easy installation due to individually installed mounting plates made of high-quality stainless steel for hanging the L-shaped support rail
- can be mounted in left hand or right hand position
- including non-corrosive HEWI fixing material
- Please note when using with hanging seats: Compatibility check required.
- A detailed list of possible combinations of hand rails, L-shaped rails and shower handrails with matching hanging seats can be found in our online catalogue in the download area of the respective product.

### Colours / Surfaces

	99 (pure white)
	98 (signal white)