

Properties













Range 801 L-shaped support rail

- Rails arranged vertically and horizontally, Rods connected at right angles with steel fixing rosettes
- Used for holding and supporting
- With continuous, corrosion-resistant steel core
- horizontal length 400 mm, vertical length 900 mm
- Depth 89 mm , Clearance to the wall 56 mm , Rod diameter 33 mm, Rosette diameter 70 mm
- Wall mounting with wall-specific mounting material and HEWI rosettes
- Can be mounted on the right and left side
- tested up to 200 kg when used with HEWI fixing material
- Recommended maximum weight of the user: 150 kg
- made of high-gloss polyamide in all HEWI colours
- Toilet paper holder upgrade kit 801.50.011 and toilet flush release upgrade kit (radio) 801.50.060 can be retrofitted

Awards



Colours / Surfaces

	99 (pure white)		92 (anthracite grey)		55 (aqua blue)
	98 (signal white)		90 (jet black)		50 (steel blue)
	97 (light grey)		86 (sand)		33 (ruby red)
	95 (stone grey)		84 (umber)		18 (mustard yellow)