

Dimensions in mm

### Properties




#### System 900 Q toilet brush unit

- WC brush unit comprising a holder in a geometric square design, glass brush container and WC brush
- brush head can be replaced due to bayonet fixing
- glass container can be removed for cleaning
- holder made of metal, powder-coated in HEWI colours DX (white deep matt), DC (matt black) and SC (matt dark grey pearl mica)
- with protective insert made of plastic for a safe, defined position and to protect the glass insert from damage
- width 105 mm, height 436 mm, depth 118 mm
- glass insert made of high-quality, satin-finish glass
- for wall mounting, Concealed fixing
- includes corrosion-free HEWI mounting materials

### Awards



### Colours / Surfaces

- |   |                                |
|---|--------------------------------|
|  | SC (matt dark grey pearl mica) |
|  | DX (matt white)                |
|  | DC (matt black)                |