

Similar picture

Properties

Rose





in R-technology made of polyamide, solid colour, high-gloss surface, and for handle diameter 23 mm





Rose substructure made of synthetic material-stainless steel composite, can be used for left and right-hand opening doors. Concealed, non-loosening screwed joint with M4 screw and sleeve combination as well as the pivot disappearing into the door leaf.


Rose cap round, diameter 55 mm, 10.5 mm high, flat, 1.5 mm wall thickness.

supplied incl. screws

Colours / Surfaces

	99 (pure white)
	98 (signal white)
	97 (light grey)
	95 (stone grey)

	92 (anthracite grey)
	90 (jet black)
	50 (steel blue)
	33 (ruby red)

	18 (mustard yellow)
---	---------------------