





Dimensions in mm

### Properties

Range 480 Towel rail

- Towel rail with two towel rails arranged one above the other, cylindrical holding arms
- for hanging up towels and other pieces of clothing
- the support arms can be swivelled sideways independently of each other
- Made from high-quality stainless steel, PVD coated
- 444 mm long, height 121mm, diameter of the arms 15 mm
- for wall mounting, Concealed fastening
- incl. non-corrosive HEWI fastening materials

### Colours / Surfaces

	WR (brushed nickel)
	LP (brushed brass)
	EC (glossy black chrome)
	CK (shiny brass)