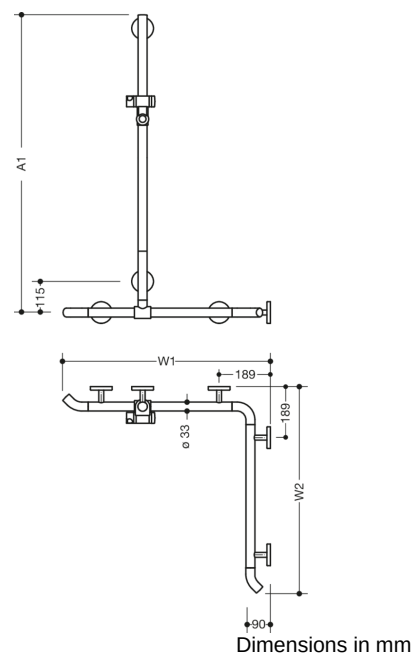




Similar picture





Properties

Shower grab rail with vertical support bar and shower head holder System 800 K

- vertical and horizontal rails joined to form an L-shape, with shower head holder
- with 45° end bends facing the wall
- with vertical rail with shower head holder that can be moved to the side (for installation)
- Shower grab rail made of high-quality polyamide in den HEWI colours 98 (signal white) or 99 (pure white)
- shower head holder with black gripping zone
- with continuous, corrosion resistant steel core
- vertical length made-to-measure from 600 mm to 1250 mm, horizontal lengths (corner mounting) made-to-measure from 475 mm to 1800 mm, 90 mm deep, diameter 33 mm
- additional support required for lengths above 1340 mm as spacings between supports may not exceed 850 mm
- wall connection with discreet supports (diameter 18 mm) perpendicular to wall and flat roses
- rose diameter 80 mm, cap height 13 mm
- shower head holder can be continuously tilted and, after pulling or pushing a large lever, its height can be adjusted
- conical adapter on shower head holder makes it easier to hook in the handheld shower head
- suitable for shower heads of various manufacturers
- easy installation due to individually able fixing plates made of high-quality stainless steel for hanging the shower grab rail
- can be mounted in left hand or right hand position
- including non-corrosive HEWI fixing material
- Please note when using with hanging seats: Compatibility check required.
- A detailed list of possible combinations of hand rails, L-shaped rails and shower handrails with matching hanging seats can be found in our online catalogue in the download area of the respective product.

Colours / Surfaces

- | | |
|---|-------------------|
|  | 99 (pure white) |
|  | 98 (signal white) |