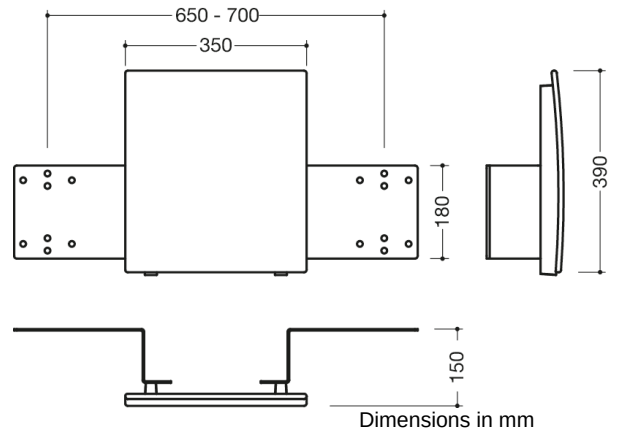


Similar picture





Properties

Backrest

- backrest with mounting brackets attached to both sides
- serves as back support for toilet users
- installed on support rails with lift-up feature or stationary supports 950.50....
- centre-to-centre from 650 to 700 mm can be adjusted on site, 150 mm deep
- backrest 350 mm wide, 390 mm long
- backrest made of glass fibre reinforced polyamide
- mounting bracket made of metal, powder coated
- available in HEWI colours 98 (signal white) and 92 (anthracite grey)
- fulfils the DIN 18040 and ÖNORM B1600/1601 requirements

Colours / Surfaces

- | | |
|---|----------------------|
|  | 98 (signal white) |
|  | 92 (anthracite grey) |