

Dimensions in mm

Properties





Support rail with centrally positioned third support (USA) from Range 801




- rail with right-angled bends at the ends with steel fixing roses and centrally positioned third support
- for holding on to and providing support
- with continuous, corrosion resistant steel core
- for wall mounting with special HEWI fixing materials and roses
- centre-to-centre made-to-measure from 48 1/16 inch (1220 mm) to 63 inch (1600 mm), 2 3/4 inch (70 mm) deep
- bar diameter 1 5/16 inch (33 mm), rose diameter 2 3/4 inch (70 mm)
- suitable for removable hanging seat 801.51US100
- maximum loading capacity 330 lbs (150 kg)
- made of high-quality polyamide in HEWI colours 99 (pure white), 95 (stone grey), 92 (anthracite grey), 90 (jet black), 86 (sand), 84 (umber) and 33 (ruby red)
- meets requirements according to 2010 ADA standards and ICC / ANSI A117.1-2017
- toilet paper holder upgrade kit 801.50US010 can be retrofitted

Awards



Colours / Surfaces

	99 (pure white)
	95 (stone grey)
	92 (anthracite grey)
	90 (jet black)

	86 (sand)
	84 (umber)
	33 (ruby red)