




Dimensions in mm

Properties

Back rest, Series 801

- back rest with rods and fixing rosettes on both sides
- user-friendly wall distance of 230 mm
- serves to support the back on the WC
- left-hand version
- one-sided installation on the wall with rosettes (right)
- one-sided installation on folding support handles or wall support handles with wall plate (left)
- adjustable on site
- 650 to 750 mm wide, 230 mm deep, back rest 334 mm high and 370 mm wide, rod diameter 33 mm, rosette diameter 70 mm
- back rest made of synthetic material in HEWI colours 98 (signal white), 92 (anthracite grey) and 90 (jet black)
- connection made of high-quality stainless steel, surface satin finished

Colours / Surfaces

	98 (signal white)
	92 (anthracite grey)
	90 (jet black)