

Dimensions in mm

Properties




Shelf Series 480

- Shelf with all-round edge and fixed glass top
- Made of high-quality stainless steel round tube, diameter 18 mm, powder-coated in HEWI colours DX (deep matt white), DC (matt black) and SC (matt dark grey pearl mica)
- Glass shelf (4 mm) sandblasted matt on the underside
- 618 mm wide, 134 mm deep, Centre distance 600 mm
- for wall mounting, Concealed fastening
- Not suitable for use in the shower
- incl. non-corrosive HEWI fastening materials

Awards



Colours / Surfaces

	SC (matt dark grey pearl mica)
	DX (matt white)
	DC (matt black)