

Dimensions in mm

### Properties




#### Shower rail Series 480

- Vertical rod with curved wall connection without fixing rosettes
- Centre distance 1100 mm, 79 mm deep
- Rod diameter 25 mm, Tube thickness 1.5 mm
- Made from high-quality stainless steel, powder-coated in HEWI colour CV (deep matt black), ER (deep matt dark grey pearl mica) and VH (deep matt white), each with the same colour, Powder-coated shower head holder made of high-quality stainless steel
- Suitable for hand showers from various manufacturers
- simple and intuitive one-hand operation
- Shower holder is infinitely adjustable, Automatic fixing with magnets
- Wear-free clamping mechanism
- conical holder on the shower holder can be adjusted to any angle
- including corrosion-free and tested HEWI fixing material for wall mounting
- Additional sealing of the drilling points with sealing element possible (included in the scope of delivery)

### Awards



### Colours / Surfaces

- |   |  |
|---|--|
|  | VH (matt white<br>-light grey matt (97)) |
|  | ER (dk grey<br>-black matt)              |
|  | CV (black deep matt<br>-black matt (90)) |