

Dimensions in mm

Properties




Backrest rail, System 900

- backrest with fixing rails with roses on both sides
- serves as back support for toilet users
- for wall mounting
- 330 mm high and 150 mm deep, backrest 350 mm wide, rail diameter 32 mm, tube thickness 2 mm
- Centre-to-centre from 478 to 578 mm, adjustable on site
- connection made of high-quality stainless steel, powder-coated in the HEWI colour CV (matt black) and ER (matt dark grey pearl mica) with a black backrest or powder-coated in the HEWI colour AS (matt white) with a white backrest
- including non-corrosive and tested HEWI fixing material
- fulfils the requirements according to DIN 18040 and ÖNORM B1600/1601
- fulfils the requirements to British-Standard BS 8300:2009 (+A1:2010)/Doc M.

Awards



Colours / Surfaces

-  ER (dk grey
-black matt)
-  CV (black deep matt
-black matt (90))
-  AS (matt white
- matt white)