

Similar picture

### Properties





Range 801 Rail with vertical support bar and sliding shower head holder


- vertical and horizontal rails joined to form an L shape and fitted with rose fixings and a shower head holder
- with vertical rail with shower head holder that can be moved to the side (for installation)
- vertical length of 1100 mm, horizontal lengths (corner mounting) 762 mm
- 91 mm deep, rail diameter 33 mm, rose diameter 70 mm
- suitable for shower heads of various manufacturers
- shower head holder can be continuously tilted and, after pulling or pushing a large lever, its height can be adjusted
- functional area of the shower head holder in high-quality, glossy polyamide
- conical adapter on shower head holder makes it easier to hook in the handheld shower head
- with metal core and stainless steel reinforced end bends
- for wall mounting with special HEWI fixing materials and roses
- can be mounted in left hand or right hand position
- made of high-quality matt polyamide in HEWI colours 99 (pure white), 98 (signal white), 97 (light grey), 95 (stone grey) and 92 (anthracite grey)
- Please note when using with hanging seats: Compatibility check required.
- A detailed list of possible combinations of hand rails, L-shaped rails and shower handrails with matching hanging seats can be found in our online catalogue in the download area of the respective product.

### Awards



**Colours / Surfaces**

	99 (pure white)
	98 (signal white)
	97 (light grey)
	95 (stone grey)

	92 (anthracite grey)
---	----------------------