

Properties

Backplate, short

long stems, in R-technology made of polyamide, solid colour, high-gloss surface, and for handle diameter 23 mm
Backplate substructure made of synthetic material-stainless steel composite, can be used for left and right-hand opening doors. Concealed, non-loosening screwed joint with M4 screw and sleeve combination as well as the pivot disappearing into the door leaf.










Backplate cap 46 x 168 mm, 11 mm high, flat, 1.5 mm wall thickness.

Supplied without screws

Certificates



Colours / Surfaces

	99 (pure white)		92 (anthracite grey)		18 (mustard yellow)
	98 (signal white)		90 (jet black)		
	97 (light grey)		50 (steel blue)		
	95 (stone grey)		33 (ruby red)		