

Dimensions in mm

### Properties




System 900 Q shelf

- shelf comprising side holder elements and a glass panel
- holder made of high-quality stainless steel in a square design, powder-coated in HEWI colours DX (white deep matt), DC (matt black) and SC (matt dark grey pearl mica)
- shelf panel made of ESG glass (4 mm), satin-finish on underside
- width 616 mm, height 20 mm, depth 122 mm
- for wall mounting, Concealed fixing
- includes corrosion-free HEWI mounting materials

### Awards



### Colours / Surfaces

	SC (matt dark grey pearl mica)
	DX (matt white)
	DC (matt black)