

Dimensions in mm

Properties




Mobile back support, System 900

- backrest with fixing rails with roses on both sides
- serves as back support for toilet users
- for wall mounting
- for mobile use
- 330 mm high and 150 mm deep, backrest 350 mm wide, rail diameter 32 mm, tube thickness 2 mm
- Centre-to-centre distance from 478 to 578 mm, adjustable on site
- easy wall mounting due to individually mountable stainless steel fastening plate for hanging the rail
- is secured with fastening screw (theft protection)
- Wall connector made of high-quality stainless steel, powder-coated in HEWI colour CV (deep matt black) and ER (deep matt dark grey pearl mica) with black backrest or powder-coated in HEWI colour AS (deep matt white) with white backrest
- including non-corrosive and tested HEWI fixing material
- meets the requirements of BS standard BS 8300:2009 (+A1:2010)/Doc M

Awards



Colours / Surfaces

- | | |
|---|--|
|  | ER (dk grey
-black matt) |
|  | CV (black deep matt
-black matt (90)) |
|  | AS (matt white
- matt white) |