

Dimensions in mm

Properties





System 900 Q toilet brush unit





- WC brush unit comprising a holder in a geometric square design with plastic insert and WC brush
- brush head can be replaced due to bayonet fixing
- inner container made of matt black plastic, can be removed for cleaning
- made of high-quality stainless steel, PVD coated
- 90 mm wide, 440 mm high, 100 mm deep
- for wall mounting, Concealed fastening
- including corrosion-free HEWI fixing material



Awards



Colours / Surfaces

	WR (brushed nickel)
	VT (brushed gold)
	UN (bronze glossy)
	SV (brushed bronze)

	RB (brushed copper)
	LP (brushed brass)
	JL (shiny nickel)
	DP (shiny copper)

	CK (shiny brass)
	BZ (shiny gold)