

Similar picture

Dimensions in mm

Properties

Window handle

lockable, for windows with tilt-first function, Design 111 made of polyamide, 20 mm diameter, 130 mm long, with 90 degree latching points and 7 mm square spindle, length protrudes by 30 mm (other lengths and 45 degree latching on request). The window handle meets the standards of DIN 18040.

Rose with metal base, 76.5 x 35 mm, with pivot diameter 10 mm, concealed screw fixing, screw hole spacing 43 mm, cover cap made of stainless steel (1.4301), wall thickness 1.5 mm. Rose with metal base, 75 x 33 mm, with pivot diameter 10 mm, concealed screw fixing, screw hole spacing 43 mm, cover cap made of stainless steel (1.4301), wall thickness 1.5 mm. Integrated pushlock with 5 pin tumblers, lockable in all latched positions, however, release of a 90 degree rotational movement, for opening the window when the window handle is locked, the locking acts directly on the handle and blocks rotation of the handle.

keyed to differ:

every lock cylinder requires a separate key, 2 keys are supplied with each handle.

keyed alike:

all lock cylinders can be locked with the same key.

Sustainability: EPD Environmental Product Declaration










Awards



Certificates



Colours / Surfaces

	99 (pure white)		92 (anthracite grey)		18 (mustard yellow)
	98 (signal white)		90 (jet black)		
	97 (light grey)		50 (steel blue)		
	95 (stone grey)		33 (ruby red)		