

Dimensions in mm

Properties













Back rest, Series 801

- back rest with rods and fixing rosettes on both sides
- user-friendly wall distance of 230 mm
- serves to support the back on the WC
- left-hand version
- one-sided installation on the wall with rosettes (right)
- one-sided installation on hinged support handles or wall support handles with wall plate (left)
- adjustable on site - 650 to 750 mm wide, 230 mm deep, back rest 334 mm high and 370 mm wide, rod diameter 33 mm, rosette diameter 70 mm
- with continuous, corrosion-protected steel core
- back rest made of synthetic material in HEWI colour 98 (signal white)
- connection made of high-gloss polyamide according to HEWI colour table

Awards



Colours / Surfaces

	99 (pure white)		92 (anthracite grey)		55 (aqua blue)
	98 (signal white)		90 (jet black)		50 (steel blue)
	97 (light grey)		86 (sand)		33 (ruby red)
	95 (stone grey)		84 (umber)		18 (mustard yellow)