



Dimensions in mm

Properties





Range 480 Towel rail





- Towel rail with two towel rails arranged one above the other, cylindrical holding arms
- for hanging up towels and other pieces of clothing
- the support arms can be swivelled sideways independently of each other
- Made from high-quality stainless steel, PVD coated
- 444 mm long, height 121mm, diameter of the arms 15 mm
- for wall mounting, Concealed fastening
- incl. non-corrosive HEWI fastening materials



Awards



Colours / Surfaces

	WR (brushed nickel)
	VT (brushed gold)
	UN (bronze glossy)
	SV (brushed bronze)

	RB (brushed copper)
	LP (brushed brass)
	JL (shiny nickel)
	DP (shiny copper)

	CK (shiny brass)
	BZ (shiny gold)