

Dimensions in mm

### Properties





Series 480 towel rail





- Cylindrical rod with curved wall connection
- Made from high-quality stainless steel, PVD coated
- Centre distance 600 mm, 75 mm deep, Diameter 18 mm
- for wall mounting, Concealed fastening
- incl. non-corrosive HEWI fastening materials



### Awards



### Colours / Surfaces

	WR (brushed nickel)
	VT (brushed gold)
	UN (bronze glossy)
	SV (brushed bronze)

	RB (brushed copper)
	LP (brushed brass)
	JL (shiny nickel)
	DP (shiny copper)

	CK (shiny brass)
	BZ (shiny gold)