

Similar picture

Dimensions in mm

Properties





Range 801 Shower curtain rail





- rail with curtain rings
- for installing a shower curtain
- with metal core
- fixed onto wall with roses
- can be shortened to 200 mm on site
- with a corresponding number of curtain rings
- made-to-measure length from min. 1701 mm to max. 3400 mm, rail diameter 33 mm and rose diameter 70 mm
- from 2001 mm (up to 2000 mm optional) with a centrally positioned preparation for ceiling support
- made of high-quality polyamide according to HEWI colour chart





Awards



Colours / Surfaces

	99 (pure white)
	98 (signal white)
	97 (light grey)
	95 (stone grey)

	92 (anthracite grey)
	90 (jet black)
	86 (sand)
	84 (umber)

	55 (aqua blue)
	50 (steel blue)
	33 (ruby red)
	18 (mustard yellow)