



Dimensions in mm

Properties




Range 480 Towel rail

- Towel rail with two towel rails arranged one above the other, cylindrical holding arms
- for hanging up towels and other pieces of clothing
- the support arms can be swivelled sideways independently of each other
- Made from high-quality stainless steel, powder-coated in HEWI colours DX (deep matt white), DC (matt black) and SC (matt dark grey pearl mica)
- 444 mm long, height 121mm, diameter of the arms 15 mm
- for wall mounting, Concealed fastening
- incl. non-corrosive HEWI fastening materials

Awards



Colours / Surfaces

	SC (matt dark grey pearl mica)
	DX (matt white)
	DC (matt black)