



Dimensions in mm

### Properties




Series 480 towel rail

- Cylindrical rod with curved wall connection
- Made from high-quality stainless steel, powder-coated in HEWI colours DX (deep matt white), DC (matt black) and SC (matt dark grey pearl mica)
- Axial dimension 800 mm, Depth 75mm, Diameter 18 mm
- for wall mounting, Concealed fastening
- incl. non-corrosive HEWI fastening materials

### Awards



### Colours / Surfaces

	SC (matt dark grey pearl mica)
	DX (matt white)
	DC (matt black)