

Similar picture

### Properties





Range 801 rail with sliding vertical support bar and shower head holder





- Vertically and horizontally arranged, rails connected at right-angles with fixing roses made of synthetic material and shower head holder
- With vertical rail with shower head holder that can be moved to the side (for installation)
- Used in the shower and bathtub area to hold onto and for support
- Vertical length 1100 mm, horizontal length 762 mm
- 91 mm deep, clear distance to the wall 58 mm, bar diameter 33 mm, rose diameter 70 mm
- Suitable for shower heads of various manufacturers
- Shower head holder can be continuously tilted and, after pulling or pushing a large lever, its height can be adjusted
- Conical adapter on shower head holder makes it easier to hook in the shower head
- With metal core and stainless steel reinforced curved ends
- Wall mounting with wall-specific fixing material and HEWI roses
- made of high-quality polyamide according to HEWI colour chart
- Please note when using with hanging seats: Compatibility check required.
- A detailed list of possible combinations of hand rails, L-shaped rails and shower handrails with matching hanging seats can be found in our online catalogue in the download area of the respective product.



### Awards



**Colours / Surfaces**

	99 (pure white)
	98 (signal white)
	97 (light grey)
	95 (stone grey)

	92 (anthracite grey)
	90 (jet black)
	86 (sand)
	84 (umber)

	55 (aqua blue)
	50 (steel blue)
	33 (ruby red)
	18 (mustard yellow)