



Similar picture

Dimensions in mm

Properties

Range 801 Hinged support rail

- Two parallel rails, arranged on top of each other, bars joined together by a connecting arch
- is used for holding and supporting - with continuous, corrosion resistant steel core and wall plate made of polyamide with integrated steel core
- Can be folded upwards and folded downwards with braked movement
- Mounting on the wall with wall-specific HEWI mounting material (to be ordered separately)

Sealing tape for sealing the fixing points is included in the delivery

- Concealed mounting
- tested up to 150 kg when used with HEWI fixing material
- Recommended maximum weight of the user: 150 kg
- Projection 750 mm , Height 259 mm and width 78 mm , Rail 33 mm in diameter
- made of high-gloss polyamide according to HEWI colour chart
- Toilet roll holder 801.50.011, - Toilet flushing mechanism (radio) 801.50.060 and floor supports 950.50.021XA and 950.50.023XA retrofittable
- is produced in accordance with CE and UKCA Regulation (EU) 2017/745 on medical devices
- fulfils the requirements applicable in Belgium (CWATUPE, WVG Vlaanderen) with regard to the projection of the folding support handle on the WC













Awards



Certificates



Colours / Surfaces

	99 (pure white)		92 (anthracite grey)		55 (aqua blue)
	98 (signal white)		90 (jet black)		50 (steel blue)
	97 (light grey)		86 (sand)		33 (ruby red)
	95 (stone grey)		84 (umber)		18 (mustard yellow)