

Similar picture

Dimensions in mm

Properties













Range 801 Removable hanging seat

- Construction from bars, seat and back slats
- serves as a removable seat in the shower area - for hanging in shower handrails and grab rails, Rod diameter 30, 32 and 33 mm
- 345 mm wide, 422 mm high, 480 mm deep
- seat 345 mm wide, 336 mm deep
- Seat elements 55 mm in width
- Back length 337 mm (centre tube to upper edge of seat)
- made of high-gloss polyamide according to HEWI colour chart
- With corrosion-resistant steel core
- tested up to 200 kg
- Recommended maximum weight of the user: 150 kg
- A detailed list of the possible combinations of grab rails, Angled rails and shower handrails with matching hanging seats can be found in our online catalogue in the download area of the respective product.

Awards



Colours / Surfaces

	99 (pure white)		92 (anthracite grey)		55 (aqua blue)
	98 (signal white)		90 (jet black)		50 (steel blue)
	97 (light grey)		86 (sand)		33 (ruby red)
	95 (stone grey)		84 (umber)		18 (mustard yellow)