





### Properties

Shower, Bath handrail with sliding shower rail from the 805 Classic series, Corner mounting

- Rails arranged vertically and horizontally, Rods connected at right angles with steel fixing rosettes and shower holder
- With vertical rail with shower head holder that can be moved to the side (for installation)
- Used in the shower and bathtub area to hold onto and for support
- Vertical length 1100 mm , horizontal lengths (corner mounting) 1185 mm and 762 mm
- Depth 90 mm , Clearance to the wall 57 mm , Rod diameter 33 mm, Tube thickness 2 mm, Rosette diameter 70 mm
- Suitable for hand showers from various manufacturers
- Shower head holder can be continuously tilted and, after pulling or pushing a large lever, its height can be adjusted
- Conical adapter on shower head holder makes it easier to hook in the shower head
- Wall mounting with wall-specific mounting material and HEWI rosettes
- tested up to 200 kg when used with HEWI fixing material
- Recommended maximum weight of the user: 150 kg
- Made from high-quality stainless steel, Matt ground surface
- Shower holder made of high-gloss polyamide in HEWI colours 90 (deep black), 92 (anthracite grey), 98 (signal white) or 99 (pure white)
- Please note when using with suspended seats: Compatibility check required.
- A detailed list of the possible combinations of grab rails, Angled rails and shower handrails with matching hanging seats can be found in our online catalogue in the download area of the respective product.

### Colours / Surfaces

	99 (pure white)
	98 (signal white)
	92 (anthracite grey)
	90 (jet black)