

Similar picture




Dimensions in mm

### Properties

#### Back rest, Series 801

- back rest with fixing rods on both sides
- user-friendly wall distance of 230 mm
- serves to support the back on the WC
- mounted on folding support handles or wall support handles with wall plate, adjustable on site
- 650 to 750 mm wide, 230 mm deep, back rest 334 mm high and 370 mm wide, rod diameter 33 mm
- back rest made of synthetic material in HEWI colours 98 (signal white), 92 (anthracite grey) and 90 (jet black)
- Connection made of high-quality stainless steel, surface satin finished

### Colours / Surfaces

	98 (signal white)
	92 (anthracite grey)
	90 (jet black)