

Dimensions in mm

Properties




L-shaped support rail (USA) from Range 801

- can be mounted on the right and left side
- positioned horizontally and vertically, rails connected at a right angle with steel fixing roses
- for holding onto and as a support
- with corrosion-protected steel core throughout
- wall mounting with wall-specific fixing material and roses from HEWI
- horizontal length 18 inch (457 mm), vertical length 36 inch (915 mm), 2 3/4 inch (70 mm) deep
- rail diameter 1 5/16 inch (33 mm), rose diameter 2 3/4 inch (70 mm)
- maximum loading capacity 330 lbs (150 kg)
- made of high-quality matt polyamide in HEWI colours 99 (pure white), 95 (stone grey) and 92 (anthracite grey)
- toilet paper holder upgrade kit 801.50US010 can be retrofitted
- meets the requirements of 2010 ADA standards and ICC/ANSI A117.1-2017

Awards



Colours / Surfaces

	99 (pure white)
	95 (stone grey)
	92 (anthracite grey)