





Dimensions in mm





Properties



System 162 Bath towel rail

- Bath towel rail made of mitred stainless steel round tube
- made of stainless steel, PVD coated
- Centre distance 600 mm, 75 mm deep, Diameter 18 mm
- for wall mounting, Concealed fastening
- incl. non-corrosive HEWI fastening materials

Colours / Surfaces

	WR (brushed nickel)
	VT (brushed gold)
	UN (bronze glossy)
	SV (brushed bronze)

	RB (brushed copper)
	LP (brushed brass)
	JL (shiny nickel)
	DP (shiny copper)

	CK (shiny brass)
	BZ (shiny gold)