

Properties





Shower handrail with sliding shower holder bar, System 900





- Rails arranged vertically and horizontally, Rods connected at right angles with fixing rosettes and magnetic shower head holder
- with shower rail that can be moved sideways (for installation)
- Vertical length 49 3/16 inch (1250 mm), horizontal length 36 inch (914 mm), 2 3/4 inch (70 mm) deep
- rail diameter 1 1/4 inch (32 mm), tube thickness 1/16 inch (2 mm), rose diameter 2 3/4 inch (70 mm)
- Made from high-quality stainless steel, PVD coated
- shower holder made of high-quality stainless steel, PVD coated
- Suitable for hand showers from various manufacturers
- simple and intuitive one-hand operation
- Shower holder is infinitely adjustable, automatically fixed in place by magnets
- wear-free clamping mechanism
- conical holder on the shower holder can be adjusted to any angle
- including non-corrosive and tested HEWI fixing material for wall mounting and sealing tape to seal the drilling points
- Please note when using with suspended seats: Compatibility check required.
- A detailed list of the possible combinations of grab rails, Angled rails and shower handrails with matching hanging seats can be found in our online catalogue in the download area of the respective product.
- fulfils the requirements according to 2010 ADA Standards and ICC/ANSI A117.1-2017



Awards



Colours / Surfaces

 WR (brushed nickel)
 VT (brushed gold)
 UN (bronze glossy)
 SV (brushed bronze)

 RB (brushed copper)
 LP (brushed brass)
 JL (shiny nickel)
 DP (shiny copper)

 CK (shiny brass)
 BZ (shiny gold)