

### Properties

Range LifeSystem hinged support rail Premium with floor support

- more stable, One-arm folding support handle
  - Non-slip grip pad, ergonomic with optimally adapted, raised handle end piece
  - serves to hold, Supporting and straightening
  - High-quality plastic surface and scratch-resistant powder coating
  - maximum product rigidity increases stability and creates a secure gripping feeling for the user
  - with base support made of high-quality stainless steel, Matt ground surface
- mounting height 760 mm (to fulfil the DIN 18040 height requirements)
- Vertical length of the floor support 724 mm
  - Height adjustment in the range +/- 15 mm possible
  - Folds upwards and downwards with slight cushioning
  - low-maintenance, Permanently smooth-running joint, Preset ex works
  - a defined stop prevents, that the folding support handle touches the wall
  - Projection 700 mm , width 120 mm , Wall panel 202 mm high
  - Grip pad 58 mm wide, Handle end piece 84 mm wide
  - Aluminium cantilever, powder-coated in the HEWI colours signal white, glossy with plastic grip pad in SD (signal white), matt) and GU (anthracite, matt) or bracket anthracite, glossy with grip pad in TB (signal white, matt) and DR (anthracite, matt), with high-gloss chrome-plated design elements
  - Walking aid holder 802.50.01260, Shelf 802.50.01360 and backrest 802.51.90.. can be retrofitted - mobile use
  - Quick installation by simply attaching the folding support handle to a separately installed stainless steel mounting plate, matt polished
  - concealed, Corrosion-free and tested HEWI fixing material for different wall structures (to be ordered separately)
- Sealing tape for sealing the fixing points is included in the delivery
- tested up to 150 kg when used with HEWI fixing material
  - Recommended maximum weight of the user: 150 kg
  - is produced in accordance with CE and UKCA Regulation (EU) 2017/745 on medical devices





## Awards



## Certificates



## Colours / Surfaces

-  TB (anthracite high gloss  
-white matt)
-  SD (white polish  
-white matt)
-  GU (white polish  
-anthrac.grey matt)
-  DR (anthracite high gloss  
-anthracite matt)