




Dimensions in mm

### Properties

#### System 162 Towel rail

- towel rail with two cylindrical arms arranged above each other
- for hanging up towels and other pieces of clothing
- the arms can be swung to the side separately
- made of stainless steel, powder-coated in HEWI colours DX (matt white), DC (matt black) and SC (matt dark grey pearl mica)
- 446 mm long and 72 mm high, diameter of the arms 15 mm
- for wall mounting, concealed fixing
- incl. non-corrosive HEWI fixing materials

### Colours / Surfaces

	SC (matt dark grey pearl mica)
	DX (matt white)
	DC (matt black)