



Dimensions in mm

### Properties

Mono hinged support rail, Design (A), System 900

- with a horizontal, round gripping level
- Can be folded upwards and folded downwards with braked movement
- Projection 600 mm , Height 210 mm and width 101 mm , rail diameter 33.7 mm
- Made from high-quality stainless steel, powder-coated in HEWI colours DX (deep matt white), DC (matt black) and SC (matt dark grey pearl mica)
- for mounting with non-corrosive and tested HEWI fixing material for different wall systems (to be ordered separately).

Sealing tape for sealing the fixing points is included in the delivery

- tested up to 150 kg when used with HEWI fixing material
- Recommended maximum weight of the user: 150 kg
- is produced in accordance with CE and UKCA Regulation (EU) 2017/745 on medical devices
- Fulfils the DIN 18040 requirements




### Awards



### Certificates



### Colours / Surfaces

-  SC (matt dark grey pearl mica)
-  DX (matt white)
-  DC (matt black)